

ATOC

 Atoc Inc.
 3615 132nd St SW, Ste C
 Lynnwood, WA 98037
 (425) 745-2131
 www.Atoc.com

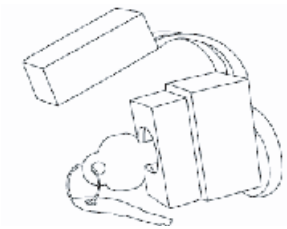


Security Hitch Bolt

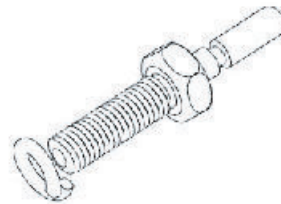
SHB125 for 1¼ inch receivers

SHB200 for 2 inch receivers

Parts Included

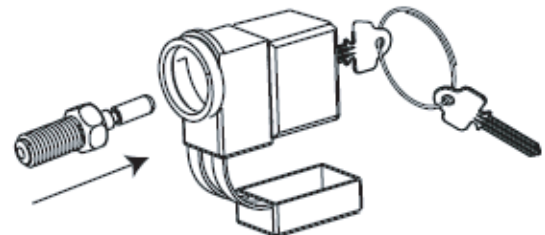
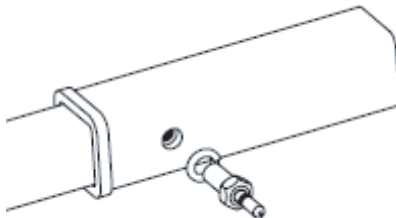


Hitch Lock with keys



Bolt with washer

Instructions



1. Line up the hole in the hitch bar with the hole in the receiver hitch.
2. Place the lock washer on the hitch bolt and thread it into the hitch bar.
 For 2" racks tighten the bolt to 60+/- foot pounds.
 For 1¼" racks tighten the bolt to 40+/- foot pounds.

3. To lock the bike rack to the vehicle, press the hitch lock over the bolt stud.

Key code:

WRITE DOWN YOUR KEY CODE IN CASE YOU NEED A REPLACEMENT
 For replacement keys contact Atoc at (425) 745-2131